








Wyoming P-16 Education Council

STATEWIDE PERFORMANCE DASH BOARD

<p>2007 Adult Education Attainment Wyoming residents age 25 and older who had a bachelor's degree or more. This ranking was 41st in the nation. http://www.census.gov/prod/2009pubs/p20-560.pdf</p>	<p>23.4% <i>States below WY: Alabama, Arkansas, Indiana, Kentucky, Louisiana, Nevada, Mississippi, Oklahoma, Tennessee, and West Virginia</i></p>	
<p>Kindergarten Readiness Rate – students with the skills needed to be successful in a kindergarten curriculum. <i>Instructional Foundations for Kindergarten</i></p>	<p>51.67%</p>	
<p>2008-09 3rd Grade Reading proficiency rate <i>PAWS Results – State Level – Aggregated</i> http://fusion.edu.wyoming.gov/MySites/Data_Reporting/data_reporting_assessment_reports_results_state_level.aspx</p>	<p>53.7%</p>	
<p>2008 High School Graduation Rate http://www.k12.wy.us/ICS/grad_rates.asp</p>	<p>79.3%</p>	
<p>College Readiness Standards – ACT scores predictive of students having a 50% or higher probability of earning at least a B or 75% chance of earning at least a C in the corresponding college course or courses; English 18 Math 22 Reading 21 Science 24 http://www.act.org/standard/pdf/CRS.pdf</p>	<p>2009 Statewide 11th Grade ACT Results - Percentage that meet College Readiness Standards English 51% Math 30% Reading 38% Science 19%</p>	
<p>2008-09 Wyoming High School Graduates – First Year College Average GPA <i>Every Student Counts - Student Outcomes Report</i></p>	<p>University of Wyoming 2.7 Community Colleges 2.5</p>	
<p>Community Colleges - 2005 Cohort graduation rate within 3 years (Spring 2008) <i>WCCC Core Indicator Report</i></p>	<p>31.5%</p>	
<p>University of Wyoming – 2001 Cohort graduation rate within 6 years - <i>U.W. Common Data Set 2008-2009</i></p>	<p>56.9%</p>	